

OPEN -- Overall Stage Results

25. Frühlingsmatch Biel 2010

Printed Mai 8, 2010 at 22:18



Stage 1 --

	PTS	TIME	HIT FACTOR	STAGE POINTS	STAGE PERCENT	COMPETITOR # Name
1	142	20.63	6.8832	155.0000	100.00	21 Schneider, Patrik
2	147	23.21	6.3335	142.6214	92.01	30 Schraner, Remo
3	150	23.94	6.2657	141.0944	91.03	53 Schmitt, Beat
4	141	24.94	5.6536	127.3108	82.14	20 Betschart, Bruno
5	148	26.77	5.5286	124.4962	80.32	40 Zuccolo, Fierro
6	148	26.82	5.5183	124.2641	80.17	50 Keaney, Paul
7	148	29.22	5.0650	114.0576	73.59	31 Zanardi, Annamaria
8	138	27.73	4.9766	112.0655	72.30	4 Albrecht, Hans
9	116	24.00	4.8333	108.8402	70.22	105 Haas, Peter
10	150	31.82	4.7140	106.1533	68.49	3 Tschachler, Andreas
11	149	34.74	4.2890	96.5826	62.31	56 Tamborenea, Gerardo
12	118	29.52	3.9973	90.0136	58.07	46 Burch, Hubert
13	141	37.40	3.7701	84.8966	54.77	38 Dressler, Bernd
14	118	32.29	3.6544	82.2918	53.09	18 Bogaert, René
15	141	39.36	3.5823	80.6690	52.04	69 Tornare, Didier
16	149	42.43	3.5117	79.0780	51.02	37 Amgarten, Beni
17	116	33.86	3.4259	77.1460	49.77	34 Troller, Roland
18	147	49.80	2.9518	66.4707	42.88	111 Riedi, Serenella
19	154	53.53	2.8769	64.7837	41.80	110 Monbaron, Hans

STANDARD -- Overall Stage Results

25. Frühlingssmatch Biel 2010

Printed Mai 8, 2010 at 22:18



Stage 1 --

	PTS	TIME	HIT FACTOR	STAGE POINTS	STAGE PERCENT	COMPETITOR # Name
1	134	24.53	5.4627	155.0000	100.00	63 Zobrist, Roger
2	141	25.89	5.4461	154.5295	99.70	39 Künzler, Oliver
3	136	26.47	5.1379	145.7838	94.05	36 Stauffer, Peter
4	144	28.92	4.9793	141.2826	91.15	55 Frey, Thomas
5	140	28.96	4.8343	137.1684	88.50	48 Brosch, Hanspeter
6	142	30.44	4.6649	132.3635	85.40	32 Frey, Michael
7	126	28.90	4.3599	123.7078	79.81	7 Burger, Marco
8	140	32.77	4.2722	121.2205	78.21	15 Mayer, Norbert
9	123	28.87	4.2605	120.8879	77.99	42 Kressibucher, Peter
10	151	42.50	3.5529	100.8120	65.04	26 Sieber, Heinz
11	129	38.15	3.3814	95.9444	61.90	12 Baumann, Josef
12	135	40.79	3.3096	93.9084	60.59	49 Keaney, Janis
13	139	43.31	3.2094	91.0649	58.75	44 Stierli, Remo
14	143	48.43	2.9527	83.7811	54.05	67 Demierre, Patrice
15	143	48.79	2.9309	83.1629	53.65	107 Hofmann, Stefan
16	117	41.32	2.8316	80.3434	51.83	25 Schär, Werner
17	145	54.88	2.6421	74.9684	48.37	45 Licini, Sandro
18	121	47.89	2.5266	71.6911	46.25	65 Maurizzi, Marco
19	129	75.37	1.7116	48.5641	31.33	68 Krepelka, Kristyna

PRODUCTION -- Overall Stage Results

25. Frühlingssmatch Biel 2010

Printed Mai 8, 2010 at 22:18



Stage 1 --

	PTS	TIME	HIT FACTOR	STAGE POINTS	STAGE PERCENT	COMPETITOR # Name
1	149	28.70	5.1916	155.0000	100.00	8 Schuhmacher, René
2	151	29.83	5.0620	151.1301	97.50	108 Josi, Oliver
3	143	28.93	4.9430	147.5757	95.21	2 Heller, Peter
4	145	30.44	4.7635	142.2167	91.75	13 Minder, Rolf
5	114	24.40	4.6721	139.4898	89.99	62 Hubli, Pascal
6	147	31.55	4.6593	139.1058	89.75	109 Michel, Walter
7	139	29.86	4.6551	138.9800	89.66	102 Bieri, Simon
8	139	29.97	4.6380	138.4699	89.34	66 Steiger, Thomas
9	125	27.21	4.5939	137.1541	88.49	52 Reich, Rolf-Dieter
10	141	34.22	4.1204	123.0174	79.37	101 Bieri, Patrick
11	137	33.74	4.0605	121.2280	78.21	104 Burkhalter, Christine
12	137	34.07	4.0211	120.0538	77.45	33 Pochon, Eric
13	141	35.14	4.0125	119.7967	77.29	10 Houghton, Patrick
14	101	26.04	3.8786	115.7998	74.71	47 Binder, Thomas
15	132	34.51	3.8250	114.1974	73.68	58 Tschumi, Andreas
16	127	33.52	3.7888	113.1168	72.98	54 Eichelberger, Beat
17	145	39.43	3.6774	109.7915	70.83	60 Waldmann, Daniel
18	135	37.76	3.5752	106.7405	68.86	17 Schneider, Andreas
19	141	39.97	3.5276	105.3204	67.95	51 Perucchini, Marco
20	127	36.37	3.4919	104.2528	67.26	35 Randegger, Angela
21	145	41.75	3.4731	103.6905	66.90	106 Hasler, Matthias
22	129	37.81	3.4118	101.8616	65.72	16 Baumgartner, Martin
23	119	35.82	3.3222	99.1856	63.99	9 Schreiner, Michael
24	145	43.86	3.3060	98.7022	63.68	43 Ciampi, Aldo
25	133	41.01	3.2431	96.8254	62.47	64 Halter, Alfred
26	149	46.05	3.2356	96.6015	62.32	29 Gabriel, Erich
27	131	45.38	2.8867	86.1855	55.60	41 Devaud, Etienne
28	133	49.58	2.6825	80.0889	51.67	23 Mäder, Patrick
29	139	57.24	2.4284	72.5007	46.77	59 Tschumi, Stefan

MODIFIED -- Overall Stage Results

25. Frühlingsmatch Biel 2010

Printed Mai 8, 2010 at 22:18



Stage 1 --

	PTS	TIME	HIT FACTOR	STAGE POINTS	STAGE PERCENT	COMPETITOR # Name
1	141	29.16	4.8354	155.0000	100.00	5 Zürcher, Bramwell
2	128	33.33	3.8404	123.1047	79.42	22 Jenni, Patrick
3	147	40.08	3.6677	117.5682	75.85	57 Telese, Enzo
4	109	33.68	3.2363	103.7420	66.93	11 Mottet, Andreas
5	149	48.16	3.0939	99.1745	63.98	14 Bühler, Roger
6	0	0.00	0.0000	0.0000	0.00	71 Hermann, David

REVOLVER (STANDARD) -- Overall Stage Results

25. Frühlingsmatch Biel 2010

Printed Mai 8, 2010 at 22:18



Stage 1 --

	PTS	TIME	HIT FACTOR	STAGE POINTS	STAGE PERCENT	COMPETITOR # Name
1	140	37.86	3.6978	155.0000	100.00	6 Berger, Ferdinand
2	145	42.08	3.4458	144.4364	93.18	27 Derrer, Marco
3	140	43.28	3.2348	135.5892	87.48	28 Schmocker, Ernst
4	151	82.74	1.8250	76.4972	49.35	103 Bieri, Ulrich

OPEN -- Overall Stage Results

25. Frühlingssmatch Biel 2010

Printed Mai 8, 2010 at 22:18



Stage 2 --

	PTS	TIME	HIT FACTOR	STAGE POINTS	STAGE PERCENT	COMPETITOR # Name
1	75	13.33	5.6264	80.0000	100.00	21 Schneider, Patrik
2	72	13.28	5.4217	77.0891	96.36	30 Schraner, Remo
3	76	14.73	5.1595	73.3618	91.70	105 Haas, Peter
4	75	14.63	5.1265	72.8913	91.11	46 Burch, Hubert
5	73	14.31	5.1013	72.5341	90.67	50 Keaney, Paul
6	76	15.20	5.0000	71.0933	88.87	20 Betschart, Bruno
7	71	14.23	4.9895	70.9435	88.68	53 Schmitt, Beat
8	74	16.08	4.6020	65.4342	81.79	56 Tamborenea, Gerardo
9	72	16.97	4.2428	60.3267	75.41	40 Zuccolo, Fierro
10	76	18.54	4.0992	58.2858	72.86	31 Zanardi, Annamaria
11	74	18.09	4.0907	58.1637	72.70	4 Albrecht, Hans
12	76	19.87	3.8249	54.3844	67.98	18 Bogaert, René
13	71	19.95	3.5589	50.6028	63.25	3 Tschachler, Andreas
14	66	20.73	3.1838	45.2693	56.59	37 Amgarten, Beni
15	68	21.70	3.1336	44.5562	55.70	69 Tornare, Didier
16	60	19.37	3.0976	44.0434	55.05	38 Dressler, Bernd
17	44	26.25	1.6762	23.8332	29.79	34 Troller, Roland
18	45	27.12	1.6593	23.5929	29.49	110 Monbaron, Hans
19	19	15.05	1.2625	17.9505	22.44	111 Riedi, Serenella

STANDARD -- Overall Stage Results

25. Frühlingsmatch Biel 2010

Printed Mai 8, 2010 at 22:18



Stage 2 --

	PTS	TIME	HIT FACTOR	STAGE POINTS	STAGE PERCENT	COMPETITOR # Name
1	72	12.00	6.0000	80.0000	100.00	36 Stauffer, Peter
2	72	14.14	5.0919	67.8925	84.87	32 Frey, Michael
3	71	14.82	4.7908	63.8776	79.85	39 Künzler, Oliver
4	75	16.74	4.4803	59.7372	74.67	55 Frey, Thomas
5	74	17.05	4.3402	57.8690	72.34	63 Zobrist, Roger
6	61	14.53	4.1982	55.9761	69.97	7 Burger, Marco
7	61	14.56	4.1896	55.8608	69.83	48 Brosch, Hanspeter
8	66	16.54	3.9903	53.2043	66.51	42 Kressibucher, Peter
9	70	19.16	3.6534	48.7126	60.89	49 Keaney, Janis
10	69	19.22	3.5900	47.8668	59.83	12 Baumann, Josef
11	71	21.34	3.3271	44.3611	55.45	15 Mayer, Norbert
12	74	22.85	3.2385	43.1802	53.98	107 Hofmann, Stefan
13	72	22.31	3.2273	43.0300	53.79	25 Schär, Werner
14	61	21.93	2.7816	37.0877	46.36	67 Demierre, Patrice
15	70	25.87	2.7058	36.0778	45.10	45 Licini, Sandro
16	53	22.34	2.3724	31.6323	39.54	65 Maurizzi, Marco
17	57	32.73	1.7415	23.2203	29.03	44 Stierli, Remo
18	22	29.07	0.7568	10.0906	12.61	26 Sieber, Heinz
19	0	39.76	0.0000	0.0000	0.00	68 Krepelka, Kristyna

PRODUCTION -- Overall Stage Results

25. Frühlingssmatch Biel 2010

Printed Mai 8, 2010 at 22:18



Stage 2 --

	PTS	TIME	HIT FACTOR	STAGE POINTS	STAGE PERCENT	COMPETITOR # Name
1	72	14.96	4.8128	80.0000	100.00	33 Pochon, Eric
2	68	14.24	4.7753	79.3758	99.22	109 Michel, Walter
3	76	16.04	4.7382	78.7587	98.45	108 Josi, Oliver
4	65	15.73	4.1322	68.6869	85.86	2 Heller, Peter
5	72	17.43	4.1308	68.6632	85.83	8 Schuhmacher, René
6	74	17.96	4.1203	68.4880	85.61	102 Bieri, Simon
7	76	18.50	4.1081	68.2859	85.36	66 Steiger, Thomas
8	66	16.12	4.0943	68.0562	85.07	62 Hubli, Pascal
9	72	17.85	4.0336	67.0476	83.81	54 Eichelberger, Beat
10	53	13.71	3.8658	64.2580	80.32	101 Bieri, Patrick
11	72	18.71	3.8482	63.9658	79.96	47 Binder, Thomas
12	70	19.03	3.6784	61.1432	76.43	106 Hasler, Matthias
13	76	21.63	3.5136	58.4045	73.01	43 Ciampi, Aldo
14	70	20.81	3.3638	55.9133	69.89	104 Burkhalter, Christine
15	72	22.32	3.2258	53.6201	67.03	51 Perucchini, Marco
16	74	23.64	3.1303	52.0323	65.04	64 Halter, Alfred
17	66	21.12	3.1250	51.9444	64.93	60 Waldmann, Daniel
18	61	19.55	3.1202	51.8647	64.83	13 Minder, Rolf
19	66	21.17	3.1176	51.8218	64.78	29 Gabriel, Erich
20	70	22.76	3.0756	51.1228	63.90	17 Schneider, Andreas
21	45	15.11	2.9782	49.5036	61.88	52 Reich, Rolf-Dieter
22	68	23.08	2.9463	48.9736	61.22	41 Devaud, Etienne
23	70	25.32	2.7646	45.9540	57.44	9 Schreiner, Michael
24	68	24.78	2.7441	45.6138	57.02	23 Mäder, Patrick
25	59	21.55	2.7378	45.5086	56.89	58 Tschumi, Andreas
26	64	23.53	2.7199	45.2113	56.51	35 Randegger, Angela
27	62	30.93	2.0045	33.3197	41.65	16 Baumgartner, Martin
28	43	22.58	1.9043	31.6544	39.57	10 Houghton, Patrick
29	63	37.07	1.6995	28.2493	35.31	59 Tschumi, Stefan

MODIFIED -- Overall Stage Results

25. Frühlingsmatch Biel 2010

Printed Mai 8, 2010 at 22:18



Stage 2 --

	PTS	TIME	HIT FACTOR	STAGE POINTS	STAGE PERCENT	COMPETITOR # Name
1	74	18.00	4.1111	80.0000	100.00	57 Telese, Enzo
2	68	17.36	3.9171	76.2237	95.28	22 Jenni, Patrick
3	60	15.78	3.8023	73.9903	92.49	5 Zürcher, Bramwell
4	76	24.72	3.0744	59.8268	74.78	11 Mottet, Andreas
5	55	18.98	2.8978	56.3894	70.49	14 Bühler, Roger
6	45	15.79	2.8499	55.4576	69.32	71 Hermann, David

REVOLVER (STANDARD) -- Overall Stage Results

25. Frühlingsmatch Biel 2010

Printed Mai 8, 2010 at 22:18



Stage 2 --

	PTS	TIME	HIT FACTOR	STAGE POINTS	STAGE PERCENT	COMPETITOR # Name
1	67	28.03	2.3903	80.0000	100.00	6 Berger, Ferdinand
2	56	24.23	2.3112	77.3522	96.69	28 Schmocker, Ernst
3	57	25.04	2.2764	76.1866	95.23	27 Derrer, Marco
4	77	37.60	2.0479	68.5395	85.67	103 Bieri, Ulrich

OPEN -- Overall Stage Results

25. Frühlingsmatch Biel 2010

Printed Mai 8, 2010 at 22:18



Stage 3 --

	PTS	TIME	HIT FACTOR	STAGE POINTS	STAGE PERCENT	COMPETITOR # Name
1	92	8.12	11.3301	100.0000	100.00	21 Schneider, Patrik
2	99	10.19	9.7154	85.7490	85.75	30 Schraner, Remo
3	97	10.16	9.5472	84.2648	84.26	105 Haas, Peter
4	98	10.55	9.2891	81.9864	81.99	53 Schmitt, Beat
5	95	10.41	9.1258	80.5454	80.55	40 Zuccolo, Fierro
6	86	9.66	8.9027	78.5759	78.58	50 Keaney, Paul
7	88	10.11	8.7043	76.8245	76.82	56 Tamborenea, Gerardo
8	92	11.56	7.9585	70.2422	70.24	46 Burch, Hubert
9	94	12.56	7.4841	66.0551	66.06	3 Tschachler, Andreas
10	89	12.32	7.2240	63.7599	63.76	20 Betschart, Bruno
11	95	13.84	6.8642	60.5837	60.58	4 Albrecht, Hans
12	89	13.01	6.8409	60.3783	60.38	31 Zanardi, Annamaria
13	93	14.45	6.4360	56.8046	56.80	38 Dressler, Bernd
14	91	14.24	6.3904	56.4027	56.40	37 Amgarten, Beni
15	97	17.43	5.5651	49.1182	49.12	111 Riedi, Serenella
16	90	17.15	5.2478	46.3177	46.32	18 Bogaert, René
17	82	17.61	4.6564	41.0982	41.10	69 Tornare, Didier
18	99	21.60	4.5833	40.4529	40.45	110 Monbaron, Hans
19	59	16.15	3.6533	32.2439	32.24	34 Troller, Roland

STANDARD -- Overall Stage Results

25. Frühlingssmatch Biel 2010

Printed Mai 8, 2010 at 22:18



Stage 3 --

	PTS	TIME	HIT FACTOR	STAGE POINTS	STAGE PERCENT	COMPETITOR # Name
1	96	12.59	7.6251	100.0000	100.00	39 Künzler, Oliver
2	96	13.15	7.3004	95.7414	95.74	48 Brosch, Hanspeter
3	87	12.16	7.1546	93.8297	93.83	32 Frey, Michael
4	87	13.31	6.5364	85.7227	85.72	63 Zobrist, Roger
5	83	13.92	5.9626	78.1976	78.20	36 Stauffer, Peter
6	84	15.32	5.4830	71.9076	71.91	7 Burger, Marco
7	98	19.67	4.9822	65.3396	65.34	26 Sieber, Heinz
8	92	18.47	4.9811	65.3244	65.32	42 Kressibucher, Peter
9	90	19.56	4.6012	60.3432	60.34	107 Hofmann, Stefan
10	73	16.47	4.4323	58.1278	58.13	49 Keaney, Janis
11	76	17.36	4.3779	57.4141	57.41	15 Mayer, Norbert
12	82	20.36	4.0275	52.8190	52.82	44 Stierli, Remo
13	94	28.62	3.2844	43.0738	43.07	45 Licini, Sandro
14	48	15.18	3.1621	41.4690	41.47	25 Schär, Werner
15	90	29.21	3.0811	40.4078	40.41	68 Krepelka, Kristyna
16	41	13.57	3.0214	39.6240	39.62	55 Frey, Thomas
17	65	21.81	2.9803	39.0852	39.09	67 Demierre, Patrice
18	80	30.40	2.6316	34.5121	34.51	65 Maurizzi, Marco
19	45	24.39	1.8450	24.1966	24.20	12 Baumann, Josef

PRODUCTION -- Overall Stage Results

25. Frühlingssmatch Biel 2010

Printed Mai 8, 2010 at 22:18



Stage 3 --

	PTS	TIME	HIT FACTOR	STAGE POINTS	STAGE PERCENT	COMPETITOR # Name
1	94	12.73	7.3841	100.0000	100.00	52 Reich, Rolf-Dieter
2	96	13.13	7.3115	99.0164	99.02	33 Pochon, Eric
3	92	13.31	6.9121	93.6074	93.61	2 Heller, Peter
4	94	14.04	6.6952	90.6695	90.67	47 Binder, Thomas
5	92	14.06	6.5434	88.6142	88.61	8 Schuhmacher, René
6	96	15.00	6.4000	86.6723	86.67	109 Michel, Walter
7	96	15.20	6.3158	85.5319	85.53	54 Eichelberger, Beat
8	90	14.49	6.2112	84.1152	84.12	102 Bieri, Simon
9	92	15.13	6.0806	82.3473	82.35	108 Josi, Oliver
10	92	15.24	6.0367	81.7530	81.75	66 Steiger, Thomas
11	96	15.91	6.0339	81.7150	81.71	101 Bieri, Patrick
12	96	16.33	5.8788	79.6133	79.61	62 Hubli, Pascal
13	88	15.12	5.8201	78.8191	78.82	13 Minder, Rolf
14	90	16.61	5.4184	73.3793	73.38	104 Burkhalter, Christine
15	92	17.06	5.3927	73.0314	73.03	106 Hasler, Matthias
16	80	14.90	5.3691	72.7117	72.71	16 Baumgartner, Martin
17	90	18.17	4.9532	67.0792	67.08	35 Randegger, Angela
18	88	17.84	4.9327	66.8018	66.80	17 Schneider, Andreas
19	90	18.35	4.9046	66.4212	66.42	43 Ciampi, Aldo
20	98	20.50	4.7805	64.7400	64.74	58 Tschumi, Andreas
21	98	20.51	4.7782	64.7085	64.71	29 Gabriel, Erich
22	73	15.36	4.7526	64.3624	64.36	10 Houghton, Patrick
23	84	18.01	4.6641	63.1635	63.16	9 Schreiner, Michael
24	73	15.85	4.6057	62.3726	62.37	60 Waldmann, Daniel
25	71	16.26	4.3665	59.1341	59.13	51 Perucchini, Marco
26	73	19.13	3.8160	51.6783	51.68	64 Halter, Alfred
27	88	25.89	3.3990	46.0311	46.03	41 Devaud, Etienne
28	98	32.14	3.0492	41.2934	41.29	59 Tschumi, Stefan
29	31	23.35	1.3276	17.9794	17.98	23 Mäder, Patrick

MODIFIED -- Overall Stage Results

25. Frühlingsmatch Biel 2010

Printed Mai 8, 2010 at 22:18



Stage 3 --

	PTS	TIME	HIT FACTOR	STAGE POINTS	STAGE PERCENT	COMPETITOR # Name
1	90	11.94	7.5377	100.0000	100.00	5 Zürcher, Bramwell
2	90	12.99	6.9284	91.9169	91.92	71 Hermann, David
3	98	19.03	5.1498	68.3202	68.32	14 Bühler, Roger
4	92	18.50	4.9730	65.9748	65.97	22 Jenni, Patrick
5	78	17.81	4.3796	58.1022	58.10	11 Mottet, Andreas
6	94	21.65	4.3418	57.6012	57.60	57 Telese, Enzo

REVOLVER (STANDARD) -- Overall Stage Results

25. Frühlingsmatch Biel 2010

Printed Mai 8, 2010 at 22:18



Stage 3 --

	PTS	TIME	HIT FACTOR	STAGE POINTS	STAGE PERCENT	COMPETITOR # Name
1	95	20.46	4.6432	100.0000	100.00	6 Berger, Ferdinand
2	90	23.98	3.7531	80.8305	80.83	28 Schmocker, Ernst
3	81	25.18	3.2168	69.2806	69.28	27 Derrer, Marco
4	97	39.45	2.4588	52.9550	52.95	103 Bieri, Ulrich

OPEN -- Overall Stage Results

25. Frühlingssmatch Biel 2010

Printed Mai 8, 2010 at 22:18



Stage 4 --

	PTS	TIME	HIT FACTOR	STAGE POINTS	STAGE PERCENT	COMPETITOR # Name
1	44	4.24	10.3774	45.0000	100.00	105 Haas, Peter
2	42	4.31	9.7448	42.2569	93.90	40 Zuccolo, Fierro
3	41	4.21	9.7387	42.2306	93.85	21 Schneider, Patrik
4	41	4.25	9.6471	41.8332	92.96	46 Burch, Hubert
5	41	4.68	8.7607	37.9895	84.42	30 Schraner, Remo
6	41	4.94	8.2996	35.9901	79.98	18 Bogaert, René
7	39	4.75	8.2105	35.6038	79.12	37 Amgarten, Beni
8	40	5.03	7.9523	34.4840	76.63	31 Zanardi, Annamaria
9	41	5.27	7.7799	33.7364	74.97	20 Betschart, Bruno
10	40	5.15	7.7670	33.6805	74.85	50 Keaney, Paul
11	41	5.29	7.7505	33.6089	74.69	56 Tamborenea, Gerardo
12	42	6.03	6.9652	30.2035	67.12	53 Schmitt, Beat
13	41	6.12	6.6993	29.0508	64.56	4 Albrecht, Hans
14	40	6.05	6.6116	28.6702	63.71	38 Dressler, Bernd
15	42	6.53	6.4319	27.8909	61.98	3 Tschachler, Andreas
16	40	7.10	5.6338	24.4302	54.29	110 Monbaron, Hans
17	42	8.28	5.0725	21.9960	48.88	34 Troller, Roland
18	26	5.15	5.0485	21.8923	48.65	111 Riedi, Serenella
19	24	6.67	3.5982	15.6031	34.67	69 Tornare, Didier

STANDARD -- Overall Stage Results

25. Frühlingssmatch Biel 2010

Printed Mai 8, 2010 at 22:18



Stage 4 --

	PTS	TIME	HIT FACTOR	STAGE POINTS	STAGE PERCENT	COMPETITOR # Name
1	36	4.11	8.7591	45.0000	100.00	63 Zobrist, Roger
2	40	4.72	8.4746	43.5381	96.75	55 Frey, Thomas
3	42	5.75	7.3043	37.5261	83.39	7 Burger, Marco
4	35	5.00	7.0000	35.9625	79.92	42 Kressibucher, Peter
5	39	5.89	6.6214	34.0174	75.59	25 Schär, Werner
6	38	5.79	6.5630	33.7176	74.93	36 Stauffer, Peter
7	26	4.21	6.1758	31.7280	70.51	32 Frey, Michael
8	38	6.83	5.5637	28.5835	63.52	49 Keaney, Janis
9	42	8.20	5.1220	26.3140	58.48	15 Mayer, Norbert
10	30	6.16	4.8701	25.0203	55.60	45 Licini, Sandro
11	23	4.98	4.6185	23.7274	52.73	48 Brosch, Hanspeter
12	38	8.47	4.4864	23.0490	51.22	39 Künzler, Oliver
13	24	5.70	4.2105	21.6316	48.07	12 Baumann, Josef
14	28	7.30	3.8356	19.7055	43.79	26 Sieber, Heinz
15	31	10.12	3.0632	15.7374	34.97	67 Demierre, Patrice
16	43	19.63	2.1905	11.2538	25.01	68 Krepelka, Kristyna
17	24	12.43	1.9308	9.9195	22.04	65 Maurizzi, Marco
18	11	5.95	1.8487	9.4979	21.11	107 Hofmann, Stefan
19	18	11.63	1.5477	7.9514	17.67	44 Stierli, Remo

PRODUCTION -- Overall Stage Results

25. Frühlingsmatch Biel 2010

Printed Mai 8, 2010 at 22:18



Stage 4 --

	PTS	TIME	HIT FACTOR	STAGE POINTS	STAGE PERCENT	COMPETITOR # Name
1	43	4.57	9.4092	45.0000	100.00	2 Heller, Peter
2	45	4.98	9.0361	43.2159	96.04	13 Minder, Rolf
3	43	4.86	8.8477	42.3148	94.03	62 Hubli, Pascal
4	41	5.27	7.7799	37.2078	82.68	109 Michel, Walter
5	41	5.30	7.7358	36.9971	82.22	47 Binder, Thomas
6	39	5.09	7.6621	36.6444	81.43	66 Steiger, Thomas
7	41	5.43	7.5506	36.1114	80.25	108 Josi, Oliver
8	37	5.05	7.3267	35.0405	77.87	16 Baumgartner, Martin
9	39	5.35	7.2897	34.8635	77.47	104 Burkhalter, Christine
10	41	5.75	7.1304	34.1017	75.78	43 Ciampi, Aldo
11	39	5.69	6.8541	32.7803	72.85	51 Perucchini, Marco
12	35	5.15	6.7961	32.5028	72.23	101 Bieri, Patrick
13	39	5.83	6.6895	31.9931	71.10	29 Gabriel, Erich
14	37	5.59	6.6190	31.6556	70.35	54 Eichelberger, Beat
15	39	6.06	6.4356	30.7788	68.40	33 Pochon, Eric
16	39	6.23	6.2600	29.9390	66.53	8 Schuhmacher, René
17	39	6.32	6.1709	29.5126	65.58	17 Schneider, Andreas
18	33	5.42	6.0886	29.1189	64.71	102 Bieri, Simon
19	33	5.69	5.7996	27.7372	61.64	58 Tschumi, Andreas
20	41	7.22	5.6787	27.1586	60.35	35 Randegger, Angela
21	45	7.97	5.6462	27.0032	60.01	10 Houghton, Patrick
22	28	5.30	5.2830	25.2663	56.15	106 Hasler, Matthias
23	33	7.52	4.3883	20.9873	46.64	60 Waldmann, Daniel
24	18	4.43	4.0632	19.4325	43.18	52 Reich, Rolf-Dieter
25	20	5.82	3.4364	16.4349	36.52	41 Devaud, Etienne
26	45	14.27	3.1535	15.0816	33.51	59 Tschumi, Stefan
27	20	8.85	2.2599	10.8080	24.02	23 Mäder, Patrick
28	27	12.71	2.1243	10.1596	22.58	64 Halter, Alfred
29	9	5.75	1.5652	7.4857	16.63	9 Schreiner, Michael

MODIFIED -- Overall Stage Results

25. Frühlingsmatch Biel 2010

Printed Mai 8, 2010 at 22:18



Stage 4 --

	PTS	TIME	HIT FACTOR	STAGE POINTS	STAGE PERCENT	COMPETITOR # Name
1	43	5.07	8.4813	45.0000	100.00	5 Zürcher, Bramwell
2	37	5.47	6.7642	35.8894	79.75	14 Bühler, Roger
3	35	5.28	6.6288	35.1711	78.16	71 Hermann, David
4	43	7.07	6.0820	32.2702	71.71	22 Jenni, Patrick
5	41	6.77	6.0561	32.1327	71.41	57 Telese, Enzo
6	0	2.41	0.0000	0.0000	0.00	11 Mottet, Andreas

REVOLVER (STANDARD) -- Overall Stage Results

25. Frühlingsmatch Biel 2010

Printed Mai 8, 2010 at 22:18



Stage 4 --

	PTS	TIME	HIT FACTOR	STAGE POINTS	STAGE PERCENT	COMPETITOR # Name
1	39	8.94	4.3624	45.0000	100.00	28 Schmocker, Ernst
2	37	8.59	4.3073	44.4318	98.74	27 Derrer, Marco
3	27	7.82	3.4527	35.6158	79.15	6 Berger, Ferdinand
4	44	18.42	2.3887	24.6404	54.76	103 Bieri, Ulrich

OPEN -- Overall Stage Results

25. Frühlingssmatch Biel 2010

Printed Mai 8, 2010 at 22:18



Stage 5 --

	PTS	TIME	HIT FACTOR	STAGE POINTS	STAGE PERCENT	COMPETITOR # Name
1	114	23.11	4.9329	120.0000	100.00	21 Schneider, Patrik
2	118	25.10	4.7012	114.3628	95.30	105 Haas, Peter
3	111	24.74	4.4867	109.1439	90.95	53 Schmitt, Beat
4	113	25.76	4.3866	106.7109	88.93	46 Burch, Hubert
5	96	26.10	3.6782	89.4761	74.56	40 Zuccolo, Fierro
6	105	35.29	2.9753	72.3792	60.32	31 Zanardi, Annamaria
7	84	28.32	2.9661	72.1543	60.13	4 Albrecht, Hans
8	77	26.22	2.9367	71.4388	59.53	56 Tamborenea, Gerardo
9	81	27.72	2.9221	71.0834	59.24	20 Betschart, Bruno
10	90	31.36	2.8699	69.8140	58.18	34 Troller, Roland
11	87	30.52	2.8506	69.3443	57.79	3 Tschachler, Andreas
12	71	26.52	2.6772	65.1270	54.27	50 Keaney, Paul
13	62	24.25	2.5567	62.1951	51.83	30 Schraner, Remo
14	79	31.07	2.5426	61.8532	51.54	18 Bogaert, René
15	69	27.68	2.4928	60.6400	50.53	38 Dressler, Bernd
16	63	33.08	1.9045	46.3288	38.61	69 Tornare, Didier
17	55	37.74	1.4573	35.4517	29.54	110 Monbaron, Hans
18	37	30.24	1.2235	29.7643	24.80	111 Riedi, Serenella
19	20	31.01	0.6450	15.6893	13.07	37 Amgarten, Beni

STANDARD -- Overall Stage Results

25. Frühlingsmatch Biel 2010

Printed Mai 8, 2010 at 22:18



Stage 5 --

	PTS	TIME	HIT FACTOR	STAGE POINTS	STAGE PERCENT	COMPETITOR # Name
1	99	26.20	3.7786	120.0000	100.00	36 Stauffer, Peter
2	114	31.80	3.5849	113.8479	94.87	48 Brosch, Hanspeter
3	116	36.67	3.1633	100.4603	83.72	25 Schär, Werner
4	100	32.74	3.0544	96.9993	80.83	15 Mayer, Norbert
5	72	24.98	2.8823	91.5350	76.28	63 Zobrist, Roger
6	100	34.81	2.8727	91.2312	76.03	42 Kressibucher, Peter
7	49	24.48	2.0016	63.5670	52.97	32 Frey, Michael
8	50	27.13	1.8430	58.5285	48.77	39 Künzler, Oliver
9	70	39.87	1.7557	55.7570	46.46	107 Hofmann, Stefan
10	63	36.86	1.7092	54.2791	45.23	7 Burger, Marco
11	63	39.54	1.5933	50.6001	42.17	65 Maurizzi, Marco
12	58	42.65	1.3599	43.1873	35.99	67 Demierre, Patrice
13	48	40.16	1.1952	37.9573	31.63	45 Licini, Sandro
14	29	33.54	0.8646	27.4588	22.88	55 Frey, Thomas
15	30	41.82	0.7174	22.7816	18.98	26 Sieber, Heinz
16	23	37.28	0.6170	19.5929	16.33	12 Baumann, Josef
17	20	48.92	0.4088	12.9835	10.82	68 Krepelka, Kristyna
18	0	34.44	0.0000	0.0000	0.00	49 Keaney, Janis
19	0	39.53	0.0000	0.0000	0.00	44 Stierli, Remo

PRODUCTION -- Overall Stage Results

25. Frühlingsmatch Biel 2010

Printed Mai 8, 2010 at 22:18



Stage 5 --

	PTS	TIME	HIT FACTOR	STAGE POINTS	STAGE PERCENT	COMPETITOR # Name
1	106	29.29	3.6190	120.0000	100.00	102 Bieri, Simon
2	100	30.91	3.2352	107.2743	89.40	33 Pochon, Eric
3	89	30.16	2.9509	97.8483	81.54	47 Binder, Thomas
4	74	25.21	2.9353	97.3315	81.11	2 Heller, Peter
5	77	27.80	2.7698	91.8419	76.53	52 Reich, Rolf-Dieter
6	93	33.83	2.7490	91.1540	75.96	62 Hubli, Pascal
7	89	32.50	2.7385	90.8033	75.67	66 Steiger, Thomas
8	94	34.47	2.7270	90.4235	75.35	9 Schreiner, Michael
9	91	38.65	2.3545	78.0704	65.06	106 Hasler, Matthias
10	99	43.51	2.2753	75.4468	62.87	108 Josi, Oliver
11	67	30.35	2.2076	73.2000	61.00	13 Minder, Rolf
12	72	33.73	2.1346	70.7801	58.98	10 Houghton, Patrick
13	76	36.18	2.1006	69.6530	58.04	64 Halter, Alfred
14	88	43.55	2.0207	67.0022	55.84	35 Randegger, Angela
15	73	40.37	1.8083	59.9596	49.97	101 Bieri, Patrick
16	55	31.93	1.7225	57.1161	47.60	29 Gabriel, Erich
17	53	31.49	1.6831	55.8082	46.51	8 Schuhmacher, René
18	63	39.32	1.6022	53.1278	44.27	43 Ciampi, Aldo
19	51	34.63	1.4727	48.8329	40.69	16 Baumgartner, Martin
20	48	32.69	1.4683	48.6879	40.57	54 Eichelberger, Beat
21	93	67.33	1.3813	45.8004	38.17	59 Tschumi, Stefan
22	50	37.24	1.3426	44.5200	37.10	51 Perucchini, Marco
23	35	34.34	1.0192	33.7958	28.16	58 Tschumi, Andreas
24	40	42.27	0.9463	31.3778	26.15	41 Devaud, Etienne
25	23	29.29	0.7853	26.0377	21.70	60 Waldmann, Daniel
26	3	27.34	0.1097	3.6385	3.03	17 Schneider, Andreas
27	1	32.22	0.0310	1.0291	0.86	104 Burkhalter, Christine
28	0	32.54	0.0000	0.0000	0.00	109 Michel, Walter
29	0	44.46	0.0000	0.0000	0.00	23 Mäder, Patrick

MODIFIED -- Overall Stage Results

25. Frühlingsmatch Biel 2010

Printed Mai 8, 2010 at 22:18



Stage 5 --

	PTS	TIME	HIT FACTOR	STAGE POINTS	STAGE PERCENT	COMPETITOR # Name
1	81	25.44	3.1840	120.0000	100.00	71 Hermann, David
2	74	27.88	2.6542	100.0351	83.36	5 Zürcher, Bramwell
3	89	36.34	2.4491	92.3036	76.92	14 Bühler, Roger
4	57	30.54	1.8664	70.3427	58.62	57 Telese, Enzo
5	55	31.00	1.7742	66.8674	55.72	22 Jenni, Patrick
6	0	30.63	0.0000	0.0000	0.00	11 Mottet, Andreas

REVOLVER (STANDARD) -- Overall Stage Results

25. Frühlingsmatch Biel 2010

Printed Mai 8, 2010 at 22:18



Stage 5 --

	PTS	TIME	HIT FACTOR	STAGE POINTS	STAGE PERCENT	COMPETITOR # Name
1	114	35.79	3.1852	120.0000	100.00	27 Derrer, Marco
2	45	35.55	1.2658	47.6882	39.74	28 Schmocker, Ernst
3	34	33.60	1.0119	38.1222	31.77	6 Berger, Ferdinand
4	61	68.67	0.8883	33.4658	27.89	103 Bieri, Ulrich

OPEN -- Overall Stage Results

25. Frühlingssmatch Biel 2010

Printed Mai 8, 2010 at 22:18



Stage 6 --

	PTS	TIME	HIT FACTOR	STAGE POINTS	STAGE PERCENT	COMPETITOR # Name
1	154	15.16	10.1583	160.0000	100.00	21 Schneider, Patrik
2	152	15.16	10.0264	157.9221	98.70	20 Betschart, Bruno
3	151	15.35	9.8371	154.9412	96.84	30 Schraner, Remo
4	150	16.58	9.0470	142.4968	89.06	53 Schmitt, Beat
5	150	17.54	8.5519	134.6977	84.19	46 Burch, Hubert
6	146	18.91	7.7208	121.6074	76.00	40 Zuccolo, Fierro
7	148	20.06	7.3779	116.2062	72.63	105 Haas, Peter
8	145	19.88	7.2938	114.8815	71.80	3 Tschachler, Andreas
9	149	20.43	7.2932	114.8726	71.80	31 Zanardi, Annamaria
10	151	20.81	7.2561	114.2887	71.43	4 Albrecht, Hans
11	135	18.89	7.1466	112.5642	70.35	50 Keaney, Paul
12	128	18.54	6.9040	108.7424	67.96	56 Tamborenea, Gerardo
13	148	21.99	6.7303	106.0071	66.25	37 Amgarten, Beni
14	133	23.43	5.6765	89.4083	55.88	18 Bogaert, René
15	152	28.18	5.3939	84.9574	53.10	34 Troller, Roland
16	131	26.12	5.0153	78.9945	49.37	110 Monbaron, Hans
17	110	22.83	4.8182	75.8901	47.43	38 Dressler, Bernd
18	128	29.73	4.3054	67.8131	42.38	69 Tornare, Didier
19	6	20.37	0.2946	4.6394	2.90	111 Riedi, Serenella

STANDARD -- Overall Stage Results

25. Frühlingsmatch Biel 2010

Printed Mai 8, 2010 at 22:18



Stage 6 --

	PTS	TIME	HIT FACTOR	STAGE POINTS	STAGE PERCENT	COMPETITOR # Name
1	151	18.88	7.9979	160.0000	100.00	63 Zobrist, Roger
2	154	20.87	7.3790	147.6194	92.26	42 Kressibucher, Peter
3	149	20.63	7.2225	144.4881	90.31	32 Frey, Michael
4	146	21.72	6.7219	134.4739	84.05	36 Stauffer, Peter
5	129	19.88	6.4889	129.8130	81.13	48 Brosch, Hanspeter
6	130	20.96	6.2023	124.0787	77.55	107 Hofmann, Stefan
7	147	24.64	5.9659	119.3498	74.59	7 Burger, Marco
8	141	23.83	5.9169	118.3696	73.98	55 Frey, Thomas
9	146	25.54	5.7165	114.3607	71.48	25 Schär, Werner
10	127	23.60	5.3814	107.6556	67.28	49 Keaney, Janis
11	145	30.01	4.8317	96.6600	60.41	15 Mayer, Norbert
12	147	30.91	4.7557	95.1400	59.46	12 Baumann, Josef
13	130	27.46	4.7342	94.7083	59.19	39 Künzler, Oliver
14	134	29.40	4.5578	91.1806	56.99	67 Demierre, Patrice
15	146	33.27	4.3883	87.7900	54.87	26 Sieber, Heinz
16	140	35.31	3.9649	79.3186	49.57	44 Stierli, Remo
17	152	44.97	3.3800	67.6185	42.26	45 Licini, Sandro
18	125	57.20	2.1853	43.7179	27.32	68 Krepelka, Kristyna
19	88	42.48	2.0716	41.4422	25.90	65 Maurizzi, Marco

PRODUCTION -- Overall Stage Results

25. Frühlingssmatch Biel 2010

Printed Mai 8, 2010 at 22:18




Stage 6 --

	PTS	TIME	HIT FACTOR	STAGE POINTS	STAGE PERCENT	COMPETITOR # Name
1	156	19.76	7.8947	160.0000	100.00	108 Josi, Oliver
2	154	20.24	7.6087	154.2029	96.38	62 Hubli, Pascal
3	148	20.24	7.3123	148.1950	92.62	2 Heller, Peter
4	150	20.52	7.3099	148.1481	92.59	102 Bieri, Simon
5	136	18.61	7.3079	148.1068	92.57	52 Reich, Rolf-Dieter
6	144	21.71	6.6329	134.4265	84.02	13 Minder, Rolf
7	142	21.52	6.5985	133.7299	83.58	8 Schuhmacher, René
8	148	23.08	6.4125	129.9596	81.22	101 Bieri, Patrick
9	131	21.00	6.2381	126.4254	79.02	47 Binder, Thomas
10	140	24.27	5.7684	116.9070	73.07	109 Michel, Walter
11	137	23.85	5.7442	116.4165	72.76	33 Pochon, Eric
12	152	26.98	5.6338	114.1784	71.36	51 Perucchini, Marco
13	119	22.03	5.4017	109.4750	68.42	16 Baumgartner, Martin
14	142	26.89	5.2808	107.0237	66.89	104 Burkhalter, Christine
15	158	30.01	5.2649	106.7022	66.69	106 Hasler, Matthias
16	123	23.85	5.1572	104.5199	65.32	60 Waldmann, Daniel
17	144	27.95	5.1521	104.4150	65.26	9 Schreiner, Michael
18	144	28.21	5.1046	103.4527	64.66	66 Steiger, Thomas
19	136	27.92	4.8711	98.7202	61.70	29 Gabriel, Erich
20	121	25.01	4.8381	98.0514	61.28	54 Eichelberger, Beat
21	130	27.63	4.7050	95.3553	59.60	43 Ciampi, Aldo
22	146	31.27	4.6690	94.6253	59.14	35 Randegger, Angela
23	142	30.72	4.6224	93.6806	58.55	58 Tschumi, Andreas
24	138	32.33	4.2685	86.5079	54.07	41 Devaud, Etienne
25	142	33.32	4.2617	86.3705	53.98	10 Houghton, Patrick
26	136	33.17	4.1001	83.0952	51.93	64 Halter, Alfred
27	110	27.74	3.9654	80.3653	50.23	23 Mäder, Patrick
28	154	41.00	3.7561	76.1236	47.58	59 Tschumi, Stefan
29	78	25.51	3.0576	61.9679	38.73	17 Schneider, Andreas

MODIFIED -- Overall Stage Results

25. Frühlingsmatch Biel 2010

Printed Mai 8, 2010 at 22:18



Stage 6 --

	PTS	TIME	HIT FACTOR	STAGE POINTS	STAGE PERCENT	COMPETITOR # Name
1	152	22.44	6.7736	160.0000	100.00	57 Telese, Enzo
2	132	19.58	6.7416	159.2430	99.53	5 Zürcher, Bramwell
3	150	23.63	6.3479	149.9432	93.71	22 Jenni, Patrick
4	142	25.54	5.5599	131.3308	82.08	14 Bühler, Roger
5	123	25.22	4.8771	115.2018	72.00	11 Mottet, Andreas
6	0	0.00	0.0000	0.0000	0.00	71 Hermann, David

REVOLVER (STANDARD) -- Overall Stage Results

25. Frühlingsmatch Biel 2010

Printed Mai 8, 2010 at 22:18



Stage 6 --

	PTS	TIME	HIT FACTOR	STAGE POINTS	STAGE PERCENT	COMPETITOR # Name
1	155	30.15	5.1410	160.0000	100.00	27 Derrer, Marco
2	146	34.48	4.2343	131.7836	82.36	6 Berger, Ferdinand
3	152	37.90	4.0106	124.8188	78.01	28 Schmocker, Ernst
4	155	61.00	2.5410	79.0820	49.43	103 Bieri, Ulrich

OPEN -- Overall Stage Results

25. Frühlingsmatch Biel 2010

Printed Mai 8, 2010 at 22:18



Stage 7 --

	PTS	TIME	HIT FACTOR	STAGE POINTS	STAGE PERCENT	COMPETITOR # Name
1	44	3.41	12.9032	45.0000	100.00	21 Schneider, Patrik
2	41	3.58	11.4525	39.9406	88.76	53 Schmitt, Beat
3	42	3.75	11.2000	39.0600	86.80	46 Burch, Hubert
4	40	3.69	10.8401	37.8049	84.01	50 Keaney, Paul
5	39	3.68	10.5978	36.9599	82.13	30 Schraner, Remo
6	38	4.00	9.5000	33.1312	73.62	56 Tamborenea, Gerardo
7	39	4.41	8.8435	30.8418	68.54	38 Dressler, Bernd
8	42	5.07	8.2840	28.8905	64.20	40 Zuccolo, Fierro
9	28	3.38	8.2840	28.8905	64.20	20 Betschart, Bruno
10	29	3.59	8.0780	28.1720	62.60	105 Haas, Peter
11	36	4.65	7.7419	27.0000	60.00	18 Bogaert, René
12	40	5.21	7.6775	26.7754	59.50	37 Amgarten, Beni
13	45	6.03	7.4627	26.0261	57.84	31 Zanardi, Annamaria
14	39	5.80	6.7241	23.4504	52.11	111 Riedi, Serenella
15	39	5.95	6.5546	22.8592	50.80	4 Albrecht, Hans
16	42	7.68	5.4688	19.0723	42.38	3 Tschachler, Andreas
17	40	7.46	5.3619	18.6997	41.55	34 Troller, Roland
18	37	7.24	5.1105	17.8229	39.61	110 Monbaron, Hans
19	0	6.13	0.0000	0.0000	0.00	69 Tornare, Didier

STANDARD -- Overall Stage Results

25. Frühlingssmatch Biel 2010

Printed Mai 8, 2010 at 22:18



Stage 7 --

	PTS	TIME	HIT FACTOR	STAGE POINTS	STAGE PERCENT	COMPETITOR # Name
1	43	3.81	11.2861	45.0000	100.00	63 Zobrist, Roger
2	38	3.60	10.5556	42.0872	93.53	36 Stauffer, Peter
3	42	3.98	10.5528	42.0761	93.50	48 Brosch, Hanspeter
4	41	4.00	10.2500	40.8689	90.82	7 Burger, Marco
5	39	4.42	8.8235	35.1813	78.18	42 Kressibucher, Peter
6	39	4.43	8.8036	35.1018	78.00	67 Demierre, Patrice
7	43	4.94	8.7045	34.7065	77.13	32 Frey, Michael
8	39	5.52	7.0652	28.1705	62.60	45 Licini, Sandro
9	39	5.57	7.0018	27.9176	62.04	39 Künzler, Oliver
10	39	5.84	6.6781	26.6269	59.17	12 Baumann, Josef
11	26	3.93	6.6158	26.3785	58.62	55 Frey, Thomas
12	45	6.83	6.5886	26.2700	58.38	25 Schär, Werner
13	26	3.97	6.5491	26.1127	58.03	49 Keaney, Janis
14	35	6.49	5.3929	21.5027	47.78	15 Mayer, Norbert
15	37	7.04	5.2557	20.9555	46.57	107 Hofmann, Stefan
16	39	8.11	4.8089	19.1740	42.61	65 Maurizzi, Marco
17	26	6.43	4.0435	16.1225	35.83	26 Sieber, Heinz
18	41	13.03	3.1466	12.5461	27.88	68 Krepelka, Kristyna
19	27	8.69	3.1070	12.3883	27.53	44 Stierli, Remo

PRODUCTION -- Overall Stage Results

25. Frühlingssmatch Biel 2010

Printed Mai 8, 2010 at 22:18




Stage 7 --

	PTS	TIME	HIT FACTOR	STAGE POINTS	STAGE PERCENT	COMPETITOR # Name
1	39	3.70	10.5405	45.0000	100.00	52 Reich, Rolf-Dieter
2	41	3.91	10.4859	44.7669	99.48	109 Michel, Walter
3	39	4.10	9.5122	40.6098	90.24	13 Minder, Rolf
4	37	3.90	9.4872	40.5030	90.01	66 Steiger, Thomas
5	35	3.84	9.1146	38.9123	86.47	33 Pochon, Eric
6	45	5.80	7.7586	33.1233	73.61	54 Eichelberger, Beat
7	37	4.81	7.6923	32.8402	72.98	62 Hubli, Pascal
8	41	5.36	7.6493	32.6564	72.57	102 Bieri, Simon
9	41	5.43	7.5506	32.2354	71.63	106 Hasler, Matthias
10	39	5.27	7.4004	31.5939	70.21	43 Ciampi, Aldo
11	31	4.20	7.3810	31.5110	70.02	8 Schuhmacher, René
12	43	5.83	7.3756	31.4883	69.97	51 Perucchini, Marco
13	41	5.89	6.9610	29.7179	66.04	41 Devaud, Etienne
14	41	6.05	6.7769	28.9320	64.29	104 Burkhalter, Christine
15	41	6.20	6.6129	28.2320	62.74	17 Schneider, Andreas
16	24	3.65	6.5753	28.0717	62.38	2 Heller, Peter
17	37	5.65	6.5487	27.9578	62.13	101 Bieri, Patrick
18	34	5.29	6.4272	27.4393	60.98	16 Baumgartner, Martin
19	35	5.56	6.2950	26.8747	59.72	10 Houghton, Patrick
20	35	5.68	6.1620	26.3069	58.46	47 Binder, Thomas
21	24	4.20	5.7143	24.3956	54.21	29 Gabriel, Erich
22	35	6.97	5.0215	21.4380	47.64	58 Tschumi, Andreas
23	30	6.02	4.9834	21.2752	47.28	60 Waldmann, Daniel
24	35	7.23	4.8409	20.6671	45.93	108 Josi, Oliver
25	38	7.94	4.7859	20.4321	45.40	9 Schreiner, Michael
26	29	6.23	4.6549	19.8728	44.16	23 Mäder, Patrick
27	37	8.13	4.5510	19.4295	43.18	64 Halter, Alfred
28	37	10.54	3.5104	14.9869	33.30	59 Tschumi, Stefan
29	35	11.18	3.1306	13.3652	29.70	35 Randegger, Angela

MODIFIED -- Overall Stage Results

25. Frühlingsmatch Biel 2010

Printed Mai 8, 2010 at 22:18



Stage 7 --

	PTS	TIME	HIT FACTOR	STAGE POINTS	STAGE PERCENT	COMPETITOR # Name
1	45	4.05	11.1111	45.0000	100.00	5 Zürcher, Bramwell
2	38	3.79	10.0264	40.6069	90.24	11 Mottet, Andreas
3	41	5.45	7.5229	30.4679	67.71	57 Telese, Enzo
4	26	5.69	4.5694	18.5062	41.12	14 Bühler, Roger
5	26	5.87	4.4293	17.9387	39.86	22 Jenni, Patrick
6	0	0.00	0.0000	0.0000	0.00	71 Hermann, David

REVOLVER (STANDARD) -- Overall Stage Results

25. Frühlingsmatch Biel 2010

Printed Mai 8, 2010 at 22:18



Stage 7 --

	PTS	TIME	HIT FACTOR	STAGE POINTS	STAGE PERCENT	COMPETITOR # Name
1	40	7.15	5.5944	45.0000	100.00	27 Derrer, Marco
2	43	7.69	5.5917	44.9781	99.95	28 Schmocker, Ernst
3	40	8.63	4.6350	37.2827	82.85	6 Berger, Ferdinand
4	40	15.07	2.6543	21.3504	47.45	103 Bieri, Ulrich

OPEN -- Overall Stage Results

25. Frühlingssmatch Biel 2010

Printed Mai 8, 2010 at 22:18



Stage 8 --

	PTS	TIME	HIT FACTOR	STAGE POINTS	STAGE PERCENT	COMPETITOR # Name
1	82	7.63	10.7471	90.0000	100.00	53 Schmitt, Beat
2	85	7.98	10.6516	89.2009	99.11	21 Schneider, Patrik
3	87	9.29	9.3649	78.4254	87.14	40 Zuccolo, Fierro
4	86	9.19	9.3580	78.3675	87.08	20 Betschart, Bruno
5	82	8.84	9.2760	77.6810	86.31	30 Schraner, Remo
6	79	8.57	9.2182	77.1968	85.77	50 Keaney, Paul
7	69	7.91	8.7231	73.0509	81.17	46 Burch, Hubert
8	74	8.51	8.6957	72.8208	80.91	105 Haas, Peter
9	86	10.00	8.6000	72.0198	80.02	3 Tschachler, Andreas
10	84	10.12	8.3004	69.5107	77.23	31 Zanardi, Annamaria
11	85	10.30	8.2524	69.1090	76.79	18 Bogaert, René
12	79	9.76	8.0943	67.7845	75.32	37 Amgarten, Beni
13	80	10.88	7.3529	61.5764	68.42	4 Albrecht, Hans
14	87	13.75	6.3273	52.9870	58.87	34 Troller, Roland
15	88	14.67	5.9986	50.2349	55.82	111 Riedi, Serenella
16	80	13.61	5.8780	49.2249	54.69	69 Tornare, Didier
17	83	16.42	5.0548	42.3310	47.03	110 Monbaron, Hans
18	63	13.22	4.7655	39.9082	44.34	38 Dressler, Bernd
19	39	9.99	3.9039	32.6928	36.33	56 Tamborenea, Gerardo

STANDARD -- Overall Stage Results

25. Frühlingsmatch Biel 2010

Printed Mai 8, 2010 at 22:18



Stage 8 --

	PTS	TIME	HIT FACTOR	STAGE POINTS	STAGE PERCENT	COMPETITOR # Name
1	84	8.39	10.0119	90.0000	100.00	63 Zobrist, Roger
2	82	8.46	9.6927	87.1302	96.81	48 Brosch, Hanspeter
3	81	8.68	9.3318	83.8862	93.21	36 Stauffer, Peter
4	89	9.59	9.2805	83.4251	92.69	55 Frey, Thomas
5	82	9.43	8.6957	78.1677	86.85	42 Kressibucher, Peter
6	76	9.42	8.0679	72.5250	80.58	39 Künzler, Oliver
7	76	9.92	7.6613	68.8695	76.52	49 Keaney, Janis
8	70	9.27	7.5512	67.8803	75.42	32 Frey, Michael
9	84	11.18	7.5134	67.5403	75.04	15 Mayer, Norbert
10	82	11.00	7.4545	67.0110	74.46	107 Hofmann, Stefan
11	86	11.92	7.2148	64.8556	72.06	26 Sieber, Heinz
12	80	11.99	6.6722	59.9786	66.64	45 Licini, Sandro
13	68	10.29	6.6084	59.4044	66.00	7 Burger, Marco
14	86	13.14	6.5449	58.8340	65.37	25 Schär, Werner
15	82	14.53	5.6435	50.7310	56.37	65 Maurizzi, Marco
16	85	15.51	5.4803	49.2643	54.74	12 Baumann, Josef
17	78	16.12	4.8387	43.4965	48.33	44 Stierli, Remo
18	61	13.49	4.5219	40.6484	45.16	67 Demierre, Patrice
19	88	21.55	4.0835	36.7080	40.79	68 Krepelka, Kristyna

PRODUCTION -- Overall Stage Results

25. Frühlingssmatch Biel 2010

Printed Mai 8, 2010 at 22:18



Stage 8 --

	PTS	TIME	HIT FACTOR	STAGE POINTS	STAGE PERCENT	COMPETITOR # Name
1	90	10.03	8.9731	90.0000	100.00	108 Josi, Oliver
2	82	10.01	8.1918	82.1638	91.29	2 Heller, Peter
3	82	10.03	8.1755	82.0000	91.11	102 Bieri, Simon
4	76	9.41	8.0765	81.0074	90.01	101 Bieri, Patrick
5	84	10.50	8.0000	80.2400	89.16	47 Binder, Thomas
6	74	9.32	7.9399	79.6373	88.49	33 Pochon, Eric
7	78	9.86	7.9108	79.3448	88.16	109 Michel, Walter
8	75	9.85	7.6142	76.3706	84.86	62 Hubli, Pascal
9	82	10.82	7.5786	76.0129	84.46	8 Schuhmacher, René
10	78	10.32	7.5581	75.8081	84.23	54 Eichelberger, Beat
11	68	9.24	7.3593	73.8139	82.02	66 Steiger, Thomas
12	80	11.00	7.2727	72.9455	81.05	51 Perucchini, Marco
13	78	10.73	7.2693	72.9115	81.01	60 Waldmann, Daniel
14	76	10.47	7.2588	72.8061	80.90	16 Baumgartner, Martin
15	84	11.84	7.0946	71.1588	79.07	106 Hasler, Matthias
16	80	11.52	6.9444	69.6528	77.39	17 Schneider, Andreas
17	72	10.42	6.9098	69.3052	77.01	10 Houghton, Patrick
18	82	11.92	6.8792	68.9983	76.66	43 Ciampi, Aldo
19	61	8.99	6.7853	68.0567	75.62	52 Reich, Rolf-Dieter
20	82	12.45	6.5863	66.0610	73.40	29 Gabriel, Erich
21	90	14.30	6.2937	63.1259	70.14	104 Burkhalter, Christine
22	76	12.26	6.1990	62.1762	69.08	23 Mäder, Patrick
23	82	13.50	6.0741	60.9230	67.69	35 Randegger, Angela
24	78	13.44	5.8036	58.2098	64.68	64 Halter, Alfred
25	63	11.06	5.6962	57.1329	63.48	13 Minder, Rolf
26	65	12.91	5.0349	50.4996	56.11	58 Tschumi, Andreas
27	61	12.44	4.9035	49.1825	54.65	41 Devaud, Etienne
28	84	18.22	4.6103	46.2415	51.38	9 Schreiner, Michael
29	88	22.11	3.9801	39.9204	44.36	59 Tschumi, Stefan

MODIFIED -- Overall Stage Results

25. Frühlingsmatch Biel 2010

Printed Mai 8, 2010 at 22:18



Stage 8 --

	PTS	TIME	HIT FACTOR	STAGE POINTS	STAGE PERCENT	COMPETITOR # Name
1	82	8.80	9.3182	90.0000	100.00	5 Zürcher, Bramwell
2	82	9.92	8.2661	79.8387	88.71	11 Mottet, Andreas
3	80	10.60	7.5472	72.8946	80.99	22 Jenni, Patrick
4	88	12.51	7.0344	67.9417	75.49	57 Telese, Enzo
5	76	16.53	4.5977	44.4071	49.34	14 Bühler, Roger
6	0	0.00	0.0000	0.0000	0.00	71 Hermann, David

REVOLVER (STANDARD) -- Overall Stage Results

25. Frühlingsmatch Biel 2010

Printed Mai 8, 2010 at 22:18



Stage 8 --

	PTS	TIME	HIT FACTOR	STAGE POINTS	STAGE PERCENT	COMPETITOR # Name
1	88	13.23	6.6515	90.0000	100.00	6 Berger, Ferdinand
2	85	13.93	6.1019	82.5634	91.74	27 Derrer, Marco
3	83	14.35	5.7840	78.2611	86.96	28 Schmocker, Ernst
4	87	23.98	3.6280	49.0896	54.54	103 Bieri, Ulrich

OPEN -- Overall Stage Results

25. Frühlingssmatch Biel 2010

Printed Mai 8, 2010 at 22:18



Stage 9 --

	PTS	TIME	HIT FACTOR	STAGE POINTS	STAGE PERCENT	COMPETITOR # Name
1	45	5.49	8.1967	45.0000	100.00	21 Schneider, Patrik
2	41	5.41	7.5786	41.6063	92.46	105 Haas, Peter
3	44	6.23	7.0626	38.7737	86.16	40 Zuccolo, Fierro
4	39	6.09	6.4039	35.1576	78.13	20 Betschart, Bruno
5	39	6.12	6.3725	34.9853	77.75	30 Schraner, Remo
6	43	6.78	6.3422	34.8186	77.37	53 Schmitt, Beat
7	43	7.03	6.1166	33.5804	74.62	56 Tamborenea, Gerardo
8	42	7.20	5.8333	32.0250	71.17	46 Burch, Hubert
9	40	7.50	5.3333	29.2800	65.07	18 Bogaert, René
10	37	7.18	5.1532	28.2911	62.87	3 Tschachler, Andreas
11	40	7.79	5.1348	28.1900	62.64	31 Zanardi, Annamaria
12	42	8.23	5.1033	28.0170	62.26	4 Albrecht, Hans
13	42	8.29	5.0663	27.8142	61.81	38 Dressler, Bernd
14	45	9.71	4.6344	25.4428	56.54	110 Monbaron, Hans
15	43	10.71	4.0149	22.0420	48.98	111 Riedi, Serenella
16	33	8.37	3.9427	21.6452	48.10	50 Keaney, Paul
17	29	9.40	3.0851	16.9372	37.64	37 Amgarten, Beni
18	16	8.26	1.9370	10.6344	23.63	34 Troller, Roland
19	0	9.90	0.0000	0.0000	0.00	69 Tornare, Didier

STANDARD -- Overall Stage Results

25. Frühlingsmatch Biel 2010

Printed Mai 8, 2010 at 22:18



Stage 9 --

	PTS	TIME	HIT FACTOR	STAGE POINTS	STAGE PERCENT	COMPETITOR # Name
1	44	5.72	7.6923	45.0000	100.00	63 Zobrist, Roger
2	39	6.28	6.2102	36.3296	80.73	39 Künzler, Oliver
3	41	7.21	5.6865	33.2663	73.93	48 Brosch, Hanspeter
4	34	6.15	5.5285	32.3415	71.87	32 Frey, Michael
5	41	7.82	5.2430	30.6714	68.16	55 Frey, Thomas
6	37	7.56	4.8942	28.6310	63.62	7 Burger, Marco
7	40	8.43	4.7450	27.7580	61.68	42 Kressibucher, Peter
8	43	9.52	4.5168	26.4233	58.72	107 Hofmann, Stefan
9	35	7.76	4.5103	26.3853	58.63	49 Keaney, Janis
10	39	8.82	4.4218	25.8673	57.48	12 Baumann, Josef
11	38	9.60	3.9583	23.1563	51.46	15 Mayer, Norbert
12	40	10.48	3.8168	22.3282	49.62	26 Sieber, Heinz
13	35	9.84	3.5569	20.8079	46.24	25 Schär, Werner
14	43	12.43	3.4594	20.2373	44.97	44 Stierli, Remo
15	39	13.01	2.9977	17.5365	38.97	45 Licini, Sandro
16	12	10.22	1.1742	6.8689	15.26	67 Demierre, Patrice
17	19	21.51	0.8833	5.1674	11.48	68 Krepelka, Kristyna
18	3	6.13	0.4894	2.8630	6.36	36 Stauffer, Peter
19	0	15.19	0.0000	0.0000	0.00	65 Maurizzi, Marco

PRODUCTION -- Overall Stage Results

25. Frühlingssmatch Biel 2010

Printed Mai 8, 2010 at 22:18



Stage 9 --

	PTS	TIME	HIT FACTOR	STAGE POINTS	STAGE PERCENT	COMPETITOR # Name
1	41	6.83	6.0029	45.0000	100.00	2 Heller, Peter
2	45	7.50	6.0000	44.9781	99.95	108 Josi, Oliver
3	41	6.87	5.9680	44.7380	99.42	52 Reich, Rolf-Dieter
4	41	7.55	5.4305	40.7086	90.46	33 Pochon, Eric
5	39	7.62	5.1181	38.3671	85.26	62 Hubli, Pascal
6	41	8.40	4.8810	36.5893	81.31	101 Bieri, Patrick
7	39	8.47	4.6045	34.5168	76.70	66 Steiger, Thomas
8	33	7.68	4.2969	32.2108	71.58	13 Minder, Rolf
9	37	8.85	4.1808	31.3406	69.65	10 Houghton, Patrick
10	28	7.14	3.9216	29.3974	65.33	109 Michel, Walter
11	35	8.97	3.9019	29.2499	65.00	9 Schreiner, Michael
12	43	11.08	3.8809	29.0923	64.65	43 Ciampi, Aldo
13	39	10.42	3.7428	28.0573	62.35	29 Gabriel, Erich
14	33	9.46	3.4884	26.1500	58.11	54 Eichelberger, Beat
15	26	7.73	3.3635	25.2141	56.03	16 Baumgartner, Martin
16	29	8.90	3.2584	24.4263	54.28	51 Perucchini, Marco
17	25	8.14	3.0713	23.0232	51.16	47 Binder, Thomas
18	35	12.08	2.8974	21.7195	48.27	41 Devaud, Etienne
19	25	9.00	2.7778	20.8232	46.27	17 Schneider, Andreas
20	31	11.57	2.6793	20.0853	44.63	104 Burkhalter, Christine
21	24	10.05	2.3881	17.9017	39.78	60 Waldmann, Daniel
22	35	14.81	2.3633	17.7159	39.37	106 Hasler, Matthias
23	33	14.00	2.3571	17.6699	39.27	64 Halter, Alfred
24	20	10.13	1.9743	14.8003	32.89	35 Randegger, Angela
25	41	23.40	1.7521	13.1346	29.19	59 Tschumi, Stefan
26	6	9.13	0.6572	4.9264	10.95	102 Bieri, Simon
27	6	9.75	0.6154	4.6131	10.25	23 Mäder, Patrick
28	0	10.75	0.0000	0.0000	0.00	58 Tschumi, Andreas
29	0	7.57	0.0000	0.0000	0.00	8 Schuhmacher, René

MODIFIED -- Overall Stage Results

25. Frühlingsmatch Biel 2010

Printed Mai 8, 2010 at 22:18



Stage 9 --

	PTS	TIME	HIT FACTOR	STAGE POINTS	STAGE PERCENT	COMPETITOR # Name
1	43	7.31	5.8824	45.0000	100.00	57 Telese, Enzo
2	43	7.33	5.8663	44.8772	99.73	5 Zürcher, Bramwell
3	40	7.54	5.3050	40.5836	90.19	11 Mottet, Andreas
4	39	8.27	4.7158	36.0762	80.17	22 Jenni, Patrick
5	43	9.59	4.4838	34.3014	76.23	14 Bühler, Roger
6	0	0.00	0.0000	0.0000	0.00	71 Hermann, David

REVOLVER (STANDARD) -- Overall Stage Results

25. Frühlingsmatch Biel 2010

Printed Mai 8, 2010 at 22:18



Stage 9 --

	PTS	TIME	HIT FACTOR	STAGE POINTS	STAGE PERCENT	COMPETITOR # Name
1	43	11.50	3.7391	45.0000	100.00	27 Derrer, Marco
2	39	10.80	3.6111	43.4593	96.58	28 Schmocker, Ernst
3	39	11.95	3.2636	39.2770	87.28	6 Berger, Ferdinand
4	41	17.62	2.3269	28.0040	62.23	103 Bieri, Ulrich

OPEN -- Overall Stage Results

25. Frühlingsmatch Biel 2010

Printed Mai 8, 2010 at 22:18



Stage 10 --

	PTS	TIME	HIT FACTOR	STAGE POINTS	STAGE PERCENT	COMPETITOR # Name
1	83	15.53	5.3445	90.0000	100.00	105 Haas, Peter
2	88	16.81	5.2350	88.1558	97.95	53 Schmitt, Beat
3	71	14.62	4.8564	81.7800	90.87	40 Zuccolo, Fierro
4	87	18.95	4.5910	77.3118	85.90	4 Albrecht, Hans
5	61	14.52	4.2011	70.7455	78.61	21 Schneider, Patrik
6	81	20.03	4.0439	68.0989	75.67	31 Zanardi, Annamaria
7	69	17.92	3.8504	64.8406	72.05	20 Betschart, Bruno
8	65	17.97	3.6171	60.9118	67.68	3 Tschachler, Andreas
9	88	25.21	3.4907	58.7822	65.31	110 Monbaron, Hans
10	86	24.67	3.4860	58.7037	65.23	38 Dressler, Bernd
11	44	13.89	3.1677	53.3441	59.27	30 Schraner, Remo
12	61	20.13	3.0303	51.0296	56.70	18 Bogaert, René
13	61	20.86	2.9243	49.2438	54.72	50 Keaney, Paul
14	59	22.37	2.6375	44.4142	49.35	34 Troller, Roland
15	47	18.08	2.5996	43.7759	48.64	46 Burch, Hubert
16	65	25.62	2.5371	42.7238	47.47	111 Riedi, Serenella
17	44	19.65	2.2392	37.7074	41.90	56 Tamborenea, Gerardo
18	40	23.84	1.6779	28.2546	31.39	69 Tornare, Didier
19	30	21.99	1.3643	22.9738	25.53	37 Amgarten, Beni

STANDARD -- Overall Stage Results

25. Frühlingsmatch Biel 2010

Printed Mai 8, 2010 at 22:18



Stage 10 --

	PTS	TIME	HIT FACTOR	STAGE POINTS	STAGE PERCENT	COMPETITOR # Name
1	74	16.06	4.6077	90.0000	100.00	63 Zobrist, Roger
2	70	16.59	4.2194	82.4153	91.57	39 Künzler, Oliver
3	81	19.22	4.2144	82.3167	91.46	36 Stauffer, Peter
4	70	18.48	3.7879	73.9865	82.21	42 Kressibucher, Peter
5	74	20.35	3.6364	71.0270	78.92	25 Schär, Werner
6	86	25.44	3.3805	66.0294	73.37	15 Mayer, Norbert
7	67	20.17	3.3218	64.8822	72.09	48 Brosch, Hanspeter
8	52	15.93	3.2643	63.7594	70.84	32 Frey, Michael
9	72	26.13	2.7555	53.8207	59.80	107 Hofmann, Stefan
10	72	27.61	2.6078	50.9357	56.60	49 Keaney, Janis
11	62	24.23	2.5588	49.9798	55.53	26 Sieber, Heinz
12	66	27.16	2.4300	47.4647	52.74	45 Licini, Sandro
13	51	28.80	1.7708	34.5887	38.43	67 Demierre, Patrice
14	45	25.67	1.7530	34.2407	38.05	12 Baumann, Josef
15	43	31.18	1.3791	26.9370	29.93	44 Stierli, Remo
16	23	24.48	0.9395	18.3516	20.39	7 Bürger, Marco
17	1	32.55	0.0307	0.6001	0.67	65 Maurizzi, Marco
18	0	16.90	0.0000	0.0000	0.00	55 Frey, Thomas
19	0	33.40	0.0000	0.0000	0.00	68 Krepelka, Kristyna

PRODUCTION -- Overall Stage Results

25. Frühlingssmatch Biel 2010

Printed Mai 8, 2010 at 22:18




Stage 10 --

	PTS	TIME	HIT FACTOR	STAGE POINTS	STAGE PERCENT	COMPETITOR # Name
1	71	15.20	4.6711	90.0000	100.00	2 Heller, Peter
2	88	19.43	4.5291	87.2645	96.96	47 Binder, Thomas
3	80	19.40	4.1237	79.4540	88.28	13 Minder, Rolf
4	82	22.15	3.7020	71.3293	79.25	104 Burkhalter, Christine
5	82	22.52	3.6412	70.1574	77.95	54 Eichelberger, Beat
6	80	22.57	3.5445	68.2946	75.88	101 Bieri, Patrick
7	65	20.11	3.2322	62.2772	69.20	102 Bieri, Simon
8	67	21.06	3.1814	61.2977	68.11	109 Michel, Walter
9	82	26.14	3.1370	60.4416	67.16	106 Hasler, Matthias
10	88	31.25	2.8160	54.2576	60.29	108 Josi, Oliver
11	74	27.91	2.6514	51.0857	56.76	35 Randegger, Angela
12	62	24.93	2.4870	47.9178	53.24	8 Schuhmacher, René
13	57	23.65	2.4101	46.4378	51.60	60 Waldmann, Daniel
14	69	28.94	2.3842	45.9387	51.04	51 Perucchini, Marco
15	43	20.09	2.1404	41.2398	45.82	62 Hubli, Pascal
16	51	24.06	2.1197	40.8416	45.38	43 Ciampi, Aldo
17	37	19.80	1.8687	36.0051	40.01	33 Pochon, Eric
18	53	29.66	1.7869	34.4296	38.26	41 Devaud, Etienne
19	51	28.99	1.7592	33.8961	37.66	58 Tschumi, Andreas
20	78	53.00	1.4717	28.3561	31.51	59 Tschumi, Stefan
21	25	19.88	1.2575	24.2299	26.92	9 Schreiner, Michael
22	26	28.62	0.9085	17.5038	19.45	29 Gabriel, Erich
23	19	26.60	0.7143	13.7626	15.29	16 Baumgartner, Martin
24	13	19.95	0.6516	12.5553	13.95	17 Schneider, Andreas
25	11	19.29	0.5702	10.9872	12.21	52 Reich, Rolf-Dieter
26	3	26.58	0.1129	2.1747	2.42	10 Houghton, Patrick
27	0	28.82	0.0000	0.0000	0.00	23 Mäder, Patrick
28	0	28.98	0.0000	0.0000	0.00	64 Halter, Alfred
29	0	18.40	0.0000	0.0000	0.00	66 Steiger, Thomas

MODIFIED -- Overall Stage Results

25. Frühlingsmatch Biel 2010

Printed Mai 8, 2010 at 22:18



Stage 10 --

	PTS	TIME	HIT FACTOR	STAGE POINTS	STAGE PERCENT	COMPETITOR # Name
1	82	19.46	4.2138	90.0000	100.00	5 Zürcher, Bramwell
2	66	19.20	3.4375	73.4200	81.58	57 Telese, Enzo
3	57	20.27	2.8120	60.0610	66.73	22 Jenni, Patrick
4	44	28.10	1.5658	33.4440	37.16	14 Bühler, Roger
5	0	0.00	0.0000	0.0000	0.00	71 Hermann, David
6	0	21.09	0.0000	0.0000	0.00	11 Mottet, Andreas

REVOLVER (STANDARD) -- Overall Stage Results

25. Frühlingsmatch Biel 2010

Printed Mai 8, 2010 at 22:18



Stage 10 --

	PTS	TIME	HIT FACTOR	STAGE POINTS	STAGE PERCENT	COMPETITOR # Name
1	85	24.55	3.4623	90.0000	100.00	27 Derrer, Marco
2	66	23.83	2.7696	71.9938	79.99	6 Berger, Ferdinand
3	57	30.10	1.8937	49.2247	54.69	28 Schmocker, Ernst
4	53	41.28	1.2839	33.3742	37.08	103 Bieri, Ulrich